



## Activity 1

---

Go to the link below and read the text. Then, complete the summary of La Tomatina.

[www.lonelyplanet.com/spain/bunol-1340894/travel-tips-and-articles/la-tomatina-a-guide-to-spains-messiest-festival/40625c8c-8a11-5710-a052-1479d2771468](http://www.lonelyplanet.com/spain/bunol-1340894/travel-tips-and-articles/la-tomatina-a-guide-to-spains-messiest-festival/40625c8c-8a11-5710-a052-1479d2771468)

The festival of La Tomatina, which began in \_\_\_\_\_ (1), takes place in the town of \_\_\_\_\_ (2), Spain, on the last \_\_\_\_\_ (3) of \_\_\_\_\_ (4) every year. During the celebration, people throw over \_\_\_\_\_ (5) tonnes of \_\_\_\_\_ (6) at each other. It is a good idea to wear \_\_\_\_\_ (7) to protect your eyes.

## Activity 2

---

In this activity, you will explore this unusual festival in more detail. There are four topics below. Investigate them using the links provided. Present your findings in a written or oral report.

[www.pilotguides.com/articles/celebratory-tomato-fighting](http://www.pilotguides.com/articles/celebratory-tomato-fighting)

[www.spanish-fiestas.com/festivals/la-tomatina](http://www.spanish-fiestas.com/festivals/la-tomatina)

### Topic 1: History

How did the festival start? There are four theories presented in the websites.

Read about the four theories and summarize them in your report. Which theory do you think is the most likely?

## **Topic 2: The festival**

1. When and how does it begin?
2. How many tomatoes are available?
3. Who throws the tomatoes?
4. How long does it last?
5. How does it end?
6. How do they clean up all the tomatoes?

## **Topic 3: Advice**

**Most things in life are controlled by rules, and La Tomatina is no different.**

1. What rules exist for La Tomatina?
2. What advice would you give to anyone who wants to take part in the festival? Prepare an original list of rules and tips for potential visitors.

## **Topic 4: Other events**

**There are many other events and activities in Buñol and beyond.**

1. What can you do in Buñol before the tomato throwing begins?
2. Which other places can you visit in the surrounding area if you don't want to throw tomatoes?



# TOMATINA CRAFT

Follow the instructions below to make your own paper tomato for a food fight without the mess!

You will need:

1. Red and green paper
2. Scissors
3. A small hole punch
4. Split pins
5. A pen or pencil

# La Tomatina!

On the last Wednesday in August, the town of Buñol in Spain turns red and squishy as thousands of people take to the streets for the world's biggest food fight! More than 100 tons of tomatoes are thrown, and competitors get covered head to toe in the space of an hour. The tomato-tastic tradition has been taking place in the town since 1945.

Here's how you can make your own paper tomato for a food fight without the mess!


## YOU WILL NEED



A small hole punch



Scissors



Red and green paper



Split pins


### STEP 1

Cut your red sheet of paper into 8 strips, each measuring 15cm x 2.5cm.




### STEP 2

Draw a rough star or spidery shape on the green paper and cut it out. This will form the top of your tomato.




### STEP 3

Carefully punch a hole roughly 1cm from the top and bottom edges of each strip, and one in the centre of the green tomato top. Stack the strips on top of each other, with the green shape at one end of the top of the stack.



### STEP 4

Thread a split pin through the top and bottom holes and secure by flattening the ends.



### STEP 5

Carefully separate each strip and gently fan them out one at a time to form a round tomato.

