

# Welcome to Art

# Pablo Picasso and Cubism

twinkl

# Learning Objective

- To experiment with cubism portraits.

# Success Criteria

- To use bold block colours.
- To show experimentation of proportion and form.
- To express an emotion through a cubism portrait.

# Everything Changes in Art



Look at the portraits below. What do all of the images show?  
Which image do you think is the most modern?  
What is the same in each painting?  
Why do you think artists choose such different ways of painting?  
Do the paintings show emotion? How does the artist show these emotions?

1812-1814



Photo courtesy of (@wikipedia.com) - granted under creative commons licence - attribution

2016



Photo courtesy of (@wikipedia.com) - granted under creative commons licence - attribution

1909




Photo courtesy of (@wikipedia.com) - granted under creative commons licence - attribution

1937




Photo courtesy of NichoDesign (@flickr.com) - granted under creative commons licence - attribution

Do any of the dates for these paintings surprise you?

# Changing Faces



What makes a good cubism portrait?

- bold Colours
- block Colour
- bold, Black lines
- different proportion
- strange placement
- strong shapes
- show emotion



Photo courtesy of NichoDesign (@flickr.com) – granted under creative commons licence - attribution



Photo courtesy of Max Braun (@flickr.com) – granted under creative commons licence - attribution




Photo courtesy of Max Braun (@www.publicdomainpictures.net) – granted under creative commons licence - attribution

Create your own cubism portrait, using your emotions and face guide and dice create your own portrait. Remember to use different proportions and designs for your cubism face.

## Key Terms

Cubism, portrait, bold, bright, form, shape design, proportion




# Plenary: The Art Sandwich




Using the areas discussed earlier in the lesson, complete your peer assessment on your activity sheet.

- bold Colours
- block Colour
- bold, Black lines
- different proportion
- strange placement
- strong shapes
- show emotion



## Pause for Thought

Think about what your partner has done particularly well today and what they could do better.



twinkl