



Parts of the House

Here's an easy project for the students to practice the parts of the house.


1. Fold an A4 sheet in half.




2. Crease the center of the fold.





3. Fold the left and the right parts to the center.



4. Open the fold.



5. Press the corners to form a triangle on each side.



6. Tell the students to draw the rooms in the house on the front ...



7. ... and inside it.



8. Have them label the parts of the house.

