

Creating your own Kōwhaiwhai Pattern


Use a grid to make up your own kōwhaiwhai pattern. The colours used are red, black and white. The kōwhaiwhai is always white.

Make sure parts of your pattern are touching so you have some closed spaces.

Use black and red to colour it in.


The pattern you have made can be copied in many different ways to make a strip.

You can translate, rotate or reflect your pattern, or use a combination of these.




Translating - Start with your pattern and slide it along and copy it.

Then repeat and repeat...



Creating your own Kōwhaiwhai Pattern

Rotating - Start with your pattern and turn it half way around and copy it.
Then turn it again and again...



Reflecting - Start with your pattern and flip it over and copy it.
Then flip it again and again...

